

SEMI-ANNUAL REPORT FOR INDUSTRIAL USERS REGULATED BY 40CFR464 & 468

Attn: Water Div/NPDES Pretreatment

VIA CERTIFIED MAIL 7010 1060 0001 6308 6915

(1) IDENTIFYING INFORMATION													
A. LEGAL NAME & MAILING ADDRESS Mueller Copper Tube Products, Inc. PO Box 309 Wynne, AR 72396	B. FACILITY & LOCATION ADDRESS Mueller Copper Tube Products, Inc 1525 North Falls Blvd Wynne, AR 72396												
C. FACILITY CONTACT: Charles Blanton TELEPHONE NUMBER: 870-208-1010 E-MAIL ADDRESS: cblanton@muellerindustries.com													
(2) REPORTING PERIOD													
A. MONTHS WHICH REPORTS ARE DUE ___ December, 2010 ___ & ___ June, 2011 ___	B. PERIOD COVERED BY THIS REPORT FROM: December 2010 TO: May 2011												
(3) DESCRIPTION OF OPERATION													
A. REGULATED PROCESSES §40CFR464 – Metal Molding & Casting Point Source Category Copper Casting [Subpart B] Operations <table style="width:100%; border-collapse: collapse;"> <thead> <tr> <th style="text-align: left; border-bottom: 1px solid black;"><u>PROCESS</u></th> <th style="text-align: left; border-bottom: 1px solid black;"><u>PROD'N RATE(S)</u> Total for Six Months</th> <th style="text-align: left; border-bottom: 1px solid black;"><u>PROD'N DAYS</u> # Operating Days</th> </tr> </thead> <tbody> <tr> <td>Direct Chill Casting 40CFR464.24(b)</td> <td style="text-align: right;">5,876,478</td> <td style="text-align: right;">___ 18 ___</td> </tr> </tbody> </table> <p>All other Copper Casting Operations are Not Present in this Facility</p> §40CFR468 – Copper Forming Point Source Category Copper Forming [Subpart A] Operations <table style="width:100%; border-collapse: collapse;"> <tbody> <tr> <td>Drawing Spent Lubricant 40CFR468.14(c)</td> <td style="text-align: right;">154,675,815</td> <td style="text-align: right;">___ 139 ___</td> </tr> <tr> <td>Solution Heat Treatment 40CFR468.14(d)</td> <td style="text-align: right;">22,096,545</td> <td style="text-align: right;">___ 139 ___</td> </tr> </tbody> </table> <p>All other Copper Forming Operations are Not Present in this Facility</p>	<u>PROCESS</u>	<u>PROD'N RATE(S)</u> Total for Six Months	<u>PROD'N DAYS</u> # Operating Days	Direct Chill Casting 40CFR464.24(b)	5,876,478	___ 18 ___	Drawing Spent Lubricant 40CFR468.14(c)	154,675,815	___ 139 ___	Solution Heat Treatment 40CFR468.14(d)	22,096,545	___ 139 ___	B. CHANGES: SUMMARIZE ANY CHANGES IN THE REGULATED PROCESSES SINCE THE LAST REPORT. ATTACH AN ADDITIONAL SHEET IF THE SPACE BELOW IS INADEQUATE. PROVIDE A NEW SCHEMATIC IF APPROPRIATE. The facility has significantly reduced its casting operations and is primarily being supplied from the Mueller facility located in Fulton, MS. However, due to market conditions, casting operations at the facility temporarily resumed in the month of May 2011 and are expected to continue through August 2011. Therefore, this report shows lbs cast under 40 CFR 464.24(b)
<u>PROCESS</u>	<u>PROD'N RATE(S)</u> Total for Six Months	<u>PROD'N DAYS</u> # Operating Days											
Direct Chill Casting 40CFR464.24(b)	5,876,478	___ 18 ___											
Drawing Spent Lubricant 40CFR468.14(c)	154,675,815	___ 139 ___											
Solution Heat Treatment 40CFR468.14(d)	22,096,545	___ 139 ___											
C. Number of Regular Employees at this Facility ___ 190 ___	D. [Reserved]												

(4) FLOW MEASUREMENT

B. INDIVIDUAL PROCESS FLOWS DISCHARGED TO POTW IN GALLONS PER DAY (GPD)

Process	Average Flow Rate (gpd)	Maximum Flow Rate (gpd)	Type of Discharge (Batch, etc)	Number of Disc Days
§464.25(b) Direct Chill Casting	750	1000	Continuous	14
§468.14(c) Draw Spent Lubricant	7,250	10,000	Continuous	70
§464.14(d) Solution Heat Treatment	500	1000	Batch	70
Total Regulated Flow	8,500	12,000	*****	*****
§403.6(e) Unreg'd	NA	NA	NA	NA
§403.6(e) Dilute	NA	NA	NA	NA
Cooling Water	NA	NA	NA	NA
Sanitary	8,000	8,000	Batch	180
Total Plant Flow	16,500	20,000	*****	*****

*"Unregulated" has a precise legal meaning; see 40 CFR 403.6(e).

(5) MEASUREMENT OF POLLUTANTS

A. TYPE OF TREATMENT SYSTEM

CHECK EACH APPLICABLE BLOCK

- Oil skimmer
- Ferric chloride
- Lime
- Ionic polymer
- Clarifier
- Filter press

B. COMMENTS ON TREATMENT SYSTEM

NA

C. THE INDUSTRIAL USER MUST PERFORM SAMPLING AND ANALYSIS OF THE EFFLUENT FROM ALL REGULATED PROCESSES--CORE & ANCILLARY-- (AFTER TREATMENT, IF APPLICABLE). ATTACH THE LAB ANALYSIS WHICH SHOWS A MAXIMUM; TABULATE ALL THE ANALYTICAL DATA COLLECTED DURING THE REPORT PERIOD IN THE SPACE PROVIDED BELOW. ZERO CONCENTRATIONS ARE NOT ACCEPTABLE; LIST THE DETECTION LIMIT IF CONCENTRATION WAS BELOW DETECTION LIMIT.

Pollutant (mg/l)	Cd	Cr	Cu	Pb	Ni	Ag	Zn	CN	TTO*	Phenol	O&G
Max Allowable Conc	NA	1.200	5.746	0.773	5.260	NA	4.539	NA	NA	NA	54.835
Ave Allowable Conc	NA	0.488	3.039	0.538	3.466	NA	1.865	NA	NA	NA	32.901
Max Measured Conc	NA	0.001	0.144	ND	0.089	NA	0.028	NA	NA	NA	14.4
Ave Measured Conc	NA	0.001	0.066	ND	0.054	NA	0.013	NA	NA	NA	6

Sample Location Behind West Building Casting Operation

Sample Type (Grab or Composite) _____ Sample Dependent (Grab or Composite) _____

Number of Samples and Frequency Collected 6 samples collected / once per month

40CFR136 Preservation and Analytical Methods Use: Yes No

(6) CERTIFICATION [Reserved]

[Space Reserved]

[Space Reserved]

STATE OF ARKANSAS
COUNTY OF CROSS


Before me, the undersigned authority, on this day personally appeared

Charles Blanton of Mueller Copper Tube Products,
a corporation, known to me to be the person whose name is subscribed to the foregoing instrument(s), and
acknowledged to me that he executed the same for purposes and considerations therein expressed, in the capacity
therein stated and as the act and deed of said corporation.

Given under my hand and seal of office on this 29th day of June 2011.

Notary Public in and for Jennifer Hale
Cross County, Arkansas.

My commission expires 8/28/2019.



(7) GENERAL COMMENTS

Facility Permits:	Permit #	Expiration Date
Air	1027-AOP-R7	6/14/2014
NPDES	ARR0049476	2/28/2013
Stormwater	ARR00A658	6/30/2014

Process Description

Mueller Copper Tube Products, Inc. (formerly Halstead Metal Products) owns and operates a copper tubing manufacturing facility located at 1525 North Falls Boulevard in Wynne, Arkansas. This facility accepts copper from a number of sources. It heats, melts, and forms the copper into high purity logs, which are used as the starting material for the copper tubing manufactured on-site.

The manufacturing process begins with the melting of scrap and virgin copper to produce copper suitable for Mueller's production specifications. The material is placed into an electric arc furnace and heated to approximately 2150°F with a maximum temperature of 2250°F. The casting utilizes Direct Chill Casting and is regulated under 40 CFR 464.25(b). Particulate emissions from the furnace are controlled by a ten-compartment Wheelabrator baghouse. Emissions that escape the furnace during loading/processing and start-up activities exit through the plant ventilation system. PLEASE NOTE THE CASTING OPERATION HAS BEEN SIGNIFICANTLY REDUCED DUE TO MARKET CONDITIONS. EXCEPT FOR SIX (6) WEEKS IN 2010, THE CASTING FACILITY DID NOT OPERATE. DUE TO CURRENT MARKET CONDITIONS, THE CASTING OPERATIONS WERE TEMPORARILY RESUMED IN MAY 2011, BUT ARE NOT EXPECTED TO CONTINUE BEYOND AUGUST 2011

Molten copper from the furnace is cast into copper logs (billets). These logs are 24 feet long and 0.92 feet in diameter. Billet logs are also received from Mueller's Fulton, MS facility. Logs are cut into 25.5 inch long billets for further processing. The billets are then heated between 1500 - 1650°F in one of two billet heaters before being placed into the extrusion press. The billet is then extruded in order to form a tube. Emissions generated during this process (insignificant activity) exit through the plant ventilation system to the outside atmosphere. The process utilizes Solution Heat Treatment and subsequently falls under 40 CFR 468.14(d)


The facility also receives incoming metal via re-draw which has been extruded and drawn for some number of draws. The metal is then placed into production for final drawing.

The tubing manufacturing process consists of sawing, drawing, straightening, coiling, and annealing. The annealing furnace heats the tubing in a non-oxidizing environment so that the formation of copper oxide is kept to a minimum and the copper exits the annealing oven bright and shiny. Miscellaneous operations at this facility consist of scrap metal bailing, standby power generation, and maintenance operations. These processes is subject to 40 CFR 468.14(c).

(8) SIGNATORY REQUIREMENTS (40CFR403.12(c))

I certify under penalty of law that I have personally examined and am familiar with the information in this semi-annual compliance report and all attachments, and that, based on my inquiry of those persons immediately responsible for obtaining the information contained in the report, I believe that the information is true, accurate and complete. I am aware that there are significant penalties for submitting false information, including the possibility of fine and imprisonment.

Charles Blanton



NAME OF CORPORATE OFFICER OR AUTHORIZED REPRESENTATIVE

SIGNATURE

Corporate Dir EH&S

6/29/2011

OFFICIAL TITLE

DATE SIGNED

BMR Water and Production Data Dec 2010 thru May 2011

Mueller Copper Tube Products, P.O. Box 309 Wynne, AR 72396, (870) 238-3201
December-10

Parameter	Average	Maximum	Unit		Minimum	Average	Maximum	Units	No. Ex.
BOD-5	11.41	11.41	#/day	Sample	----	152	152	mg/l	0
	80.1	80.1	#/day	City		200	200	mg/l	0
T.S.S	0.38	0.38	#/day	Sample	----	5	5	mg/l	0
	71.0		#/day	City	----		200	mg/l	0
Oil & Grease	0.48	0.48	#/day	Sample	----	6.4	6.4	mg/l	0
	9.4		#/day	City	----	23.5	100	mg/l	0
Chromium (T)	0.00	0.00	#/day	Sample	----	0.001	0.001	mg/l	0
	0.01	***	#/day	City	----	<0.001	<0.001	mg/l	0
Chromium (D)	***	***	#/day	Sample	----	< 0.001	< 0.001	mg/l	0
	***	***	#/day	City	----	< 0.01	< 0.01	mg/l	0
Copper (T)	0.00	0.00	#/day	Sample	----	0.0336	0.0336	mg/l	0
	0.42		#/day	City	----	1.05		mg/l	0
Copper (D)	0.00	0.00	#/day	Sample	----	0.011	0.011	mg/l	0
	0.18		#/day	City	----	0.45		mg/l	0
Lead (T)	***	***	#/day	Sample	----	< 0.0005	< 0.0005	mg/l	0
	0.26	***	#/day	City	----	0.65		mg/l	0
Lead (D)	***	***	#/day	Sample	----	< 0.0005	< 0.0005	mg/l	0
	0.26	***	#/day	City	----	0.65		mg/l	0
Nickel (T)	0.00	0.00	#/day	Sample	----	0.0449	0.0449	mg/l	0
	0.01	***	#/day	City	----	<0.04	<0.04	mg/l	0
Nickel (D)	0.00	0.00	#/day	Sample	----	0.039	0.039	mg/l	0
	0.01	***	#/day	City	----	<0.04	<0.04	mg/l	0
Zinc (T)	0.00	0.00	#/day	Sample	----	0.005	0.005	mg/l	0
	0.29	***	#/day	City	----	0.72		mg/l	0
Zinc (D)	***	***	#/day	Sample	----	< 0.005	< 0.005	mg/l	0
	0.29	***	#/day	City	----	0.72		mg/l	0
Flow	0.009	0.012	MGD	Sample	----	----	----	MGD	0
		0.048	MGD	City	----	----	----	MGD	0
pH	---	---	#/day	Sample	7.7	7.7	7.7	SU	0
	---	---	---	City	5			SU	0
COD	28.97	28.97	#/day	Sample	----	386	386	mg/l	0
			#/day	City	----			mg/l	0

*** Indicates below calculation limits

(T) Indicates Total

(D) Indicates Dissolved

During December, the total discharge was estimated to be 90,000 gallons. One (1) sample was collected.

Date: _____

Charles Blanton

(I certify that based on my inquiry of those responsible, that the information contained in this report is accurate and complete to the best of my belief.)

BMR Water and Production Data Dec 2010 thru May 2011

Mueller Copper Tube Products, P.O. Box 309 Wynne, AR 72396, (870) 238-3201
 January-11

Parameter	Average	Maximum	Unit		Minimum	Average	Maximum	Units	No. Ex.
BOD-5	39.56	39.56	#/day	Sample	----	527	527	mg/l	0
	80.1	80.1	#/day	City		200	200	mg/l	0
T.S.S	0.30	0.30	#/day	Sample	----	4	4	mg/l	0
	71.0		#/day	City	----		200	mg/l	0
Oil & Grease	1.08	1.08	#/day	Sample	----	14.4	14.4	mg/l	0
	9.4		#/day	City	----	23.5	100	mg/l	0
Chromium (T)	0.00	0.00	#/day	Sample	----	0.001	0.001	mg/l	0
	0.01	***	#/day	City	----	<0.001	<0.001	mg/l	0
Chromium (D)	***	***	#/day	Sample	----	< 0.001	< 0.001	mg/l	0
	***	***	#/day	City	----	< 0.01	< 0.01	mg/l	0
Copper (T)	0.01	0.01	#/day	Sample	----	0.131	0.131	mg/l	0
	0.42		#/day	City	----	1.05		mg/l	0
Copper (D)	0.01	0.01	#/day	Sample	----	0.121	0.121	mg/l	0
	0.18		#/day	City	----	0.45		mg/l	0
Lead (T)	***	***	#/day	Sample	----	< 0.0005	< 0.0005	mg/l	0
	0.26	***	#/day	City	----	0.65		mg/l	0
Lead (D)	***	***	#/day	Sample	----	< 0.0005	< 0.0005	mg/l	0
	0.26	***	#/day	City	----	0.65		mg/l	0
Nickel (T)	0.00	0.00	#/day	Sample	----	0.0486	0.0486	mg/l	0
	0.01	***	#/day	City	----	<0.04	<0.04	mg/l	0
Nickel (D)	0.00	0.00	#/day	Sample	----	0.0483	0.0483	mg/l	0
	0.01	***	#/day	City	----	<0.04	<0.04	mg/l	0
Zinc (T)	***	***	#/day	Sample	----	< 0.005	< 0.005	mg/l	0
	0.29	***	#/day	City	----	0.72		mg/l	0
Zinc (D)	***	***	#/day	Sample	----	< 0.005	< 0.005	mg/l	0
	0.29	***	#/day	City	----	0.72		mg/l	0
Flow	0.009	0.012	MGD	Sample	----	----	----	MGD	0
		0.048	MGD	City	----	----	----	MGD	0
pH	---	---	#/day	Sample	7.1	7.1	7.1	SU	0
	---	---	---	City	5			SU	0
COD	105.08	105.08	#/day	Sample	----	1400	1400	mg/l	0
			#/day	City	----			mg/l	0

*** Indicates below calculation limits

(T) Indicates Total

(D) Indicates Dissolved

During January, the total discharge was estimated to be 163,000 gallons. One (1) sample was collected.

Date: _____

Charles Blanton

(I certify that based on my inquiry of those responsible, that the information contained in this report is accurate and complete to the best of my belief.)

BMR Water and Production Data Dec 2010 thru May 2011

Mueller Copper Tube Products, P.O. Box 309 Wynne, AR 72396, (870) 238-3201
February-11

Parameter	Average	Maximum	Unit		Minimum	Average	Maximum	Units	No. Ex.
BOD-5	14.56	14.56	#/day	Sample	----	194	194	mg/l	0
	80.1	80.1	#/day	City		200	200	mg/l	0
T.S.S	1.13	1.13	#/day	Sample	----	15	15	mg/l	0
	71.0		#/day	City	----		200	mg/l	0
Oil & Grease	0.11	0.11	#/day	Sample	----	1.5	1.5	mg/l	0
	9.4		#/day	City	----	23.5	100	mg/l	0
Chromium (T)	0.00	0.00	#/day	Sample	----	0.001	0.001	mg/l	0
	0.01	***	#/day	City	----	<0.001	<0.001	mg/l	0
Chromium (D)	***	***	#/day	Sample	----	< 0.001	< 0.001	mg/l	0
	***	***	#/day	City	----	< 0.01	< 0.01	mg/l	0
Copper (T)	0.01	0.01	#/day	Sample	----	0.144	0.144	mg/l	0
	0.42		#/day	City	----	1.05		mg/l	0
Copper (D)	0.00	0.00	#/day	Sample	----	0.0521	0.0521	mg/l	0
	0.18		#/day	City	----	0.45		mg/l	0
Lead (T)	***	***	#/day	Sample	----	< 0.0005	< 0.0005	mg/l	0
	0.26	***	#/day	City	----	0.65		mg/l	0
Lead (D)	***	***	#/day	Sample	----	< 0.0005	< 0.0005	mg/l	0
	0.26	***	#/day	City	----	0.65		mg/l	0
Nickel (T)	0.00	0.00	#/day	Sample	----	0.035	0.035	mg/l	0
	0.01	***	#/day	City	----	<0.04	<0.04	mg/l	0
Nickel (D)	0.00	0.00	#/day	Sample	----	0.0327	0.0327	mg/l	0
	0.01	***	#/day	City	----	<0.04	<0.04	mg/l	0
Zinc (T)	0.00	0.00	#/day	Sample	----	0.018	0.018	mg/l	0
	0.29	***	#/day	City	----	0.72		mg/l	0
Zinc (D)	0.00	0.00	#/day	Sample	----	0.014	0.014	mg/l	0
	0.29	***	#/day	City	----	0.72		mg/l	0
Flow	0.009	0.012	MGD	Sample	----	----	----	MGD	0
		0.048	MGD	City	----	----	----	MGD	0
pH	---	---	#/day	Sample	6.9	6.9	6.9	SU	0
	---	---	---	City	5			SU	0
COD	28.97	28.97	#/day	Sample	----	386	386	mg/l	0
			#/day	City	----			mg/l	0

*** Indicates below calculation limits

(T) Indicates Total

(D) Indicates Dissolved

During January, the total discharge was estimated to be 79,000 gallons. One (1) sample was collected.

Date: _____

Charles Blanton

(I certify that based on my inquiry of those responsible, that the information contained in this report is accurate and complete to the best of my belief.)

BMR Water and Production Data Dec 2010 thru May 2011

Mueller Copper Tube Products, P.O. Box 309 Wynne, AR 72396, (870) 238-3201
 March-11

Parameter	Average	Maximum	Unit		Minimum	Average	Maximum	Units	No. Ex.
BOD-5	30.06	30.06	#/day	Sample	----	436	436	mg/l	0
	80.1	80.1	#/day	City		200	200	mg/l	0
T.S.S	2.34	2.34	#/day	Sample	----	34	34	mg/l	0
	71.0		#/day	City	----		200	mg/l	0
Oil & Grease	0.61	0.61	#/day	Sample	----	8.9	8.9	mg/l	0
	9.4		#/day	City	----	23.5	100	mg/l	0
Chromium (T)	0.00	0.00	#/day	Sample	----	0.001	0.001	mg/l	0
	0.01	***	#/day	City	----	<0.001	<0.001	mg/l	0
Chromium (D)	***	***	#/day	Sample	----	< 0.001	< 0.001	mg/l	0
	***	***	#/day	City	----	< 0.01	< 0.01	mg/l	0
Copper (T)	0.00	0.00	#/day	Sample	----	0.0397	0.0397	mg/l	0
	0.42		#/day	City	----	1.05		mg/l	0
Copper (D)	0.00	0.00	#/day	Sample	----	0.0171	0.0171	mg/l	0
	0.18		#/day	City	----	0.45		mg/l	0
Lead (T)	***	***	#/day	Sample	----	< 0.0005	< 0.0005	mg/l	0
	0.26	***	#/day	City	----	0.65		mg/l	0
Lead (D)	***	***	#/day	Sample	----	< 0.0005	< 0.0005	mg/l	0
	0.26	***	#/day	City	----	0.65		mg/l	0
Nickel (T)	0.00	0.00	#/day	Sample	----	0.0595	0.0595	mg/l	0
	0.01	***	#/day	City	----	<0.04	<0.04	mg/l	0
Nickel (D)	0.00	0.00	#/day	Sample	----	0.055	0.055	mg/l	0
	0.01	***	#/day	City	----	<0.04	<0.04	mg/l	0
Zinc (T)	0.00	0.00	#/day	Sample	----	0.014	0.014	mg/l	0
	0.29	***	#/day	City	----	0.72		mg/l	0
Zinc (D)	0.00	0.00	#/day	Sample	----	0.013	0.013	mg/l	0
	0.29	***	#/day	City	----	0.72		mg/l	0
Flow	0.008	0.010	MGD	Sample	----	----	----	MGD	0
		0.048	MGD	City	----	----	----	MGD	0
pH	---	---	#/day	Sample	6.9	7.2	7.2	SU	0
	---	---	---	City	5			SU	0
COD	68.95	68.95	#/day	Sample	----	1000	1000	mg/l	0
			#/day	City	----			mg/l	0

*** Indicates below calculation limits

(T) Indicates Total

(D) Indicates Dissolved

During March, the total discharge was estimated to be 124,000 gallons. One (1) sample was collected.

Date: _____

Charles Blanton

(I certify that based on my inquiry of those responsible, that the information contained in this report is accurate and complete to the best of my belief.)

BMR Water and Production Data Dec 2010 thru May 2011

Mueller Copper Tube Products, P.O. Box 309 Wynne, AR 72396, (870) 238-3201

April-11

Parameter	Average	Maximum	Unit		Minimum	Average	Maximum	Units	No. Ex.
BOD-5	31.48	31.48	#/day	Sample	----	459	459	mg/l	0
	80.1	80.1	#/day	City		200	200	mg/l	0
T.S.S	4.11	4.11	#/day	Sample	----	60	60	mg/l	0
	71.0		#/day	City	----		200	mg/l	0
Oil & Grease	0.18	0.18	#/day	Sample	----	2.6	2.6	mg/l	0
	9.4		#/day	City	----	23.5	100	mg/l	0
Chromium (T)	0.00	0.00	#/day	Sample	----	0.001	0.001	mg/l	0
	0.01	***	#/day	City	----	<0.001	<0.001	mg/l	0
Chromium (D)	***	***	#/day	Sample	----	< 0.001	< 0.001	mg/l	0
	***	***	#/day	City	----	< 0.01	< 0.01	mg/l	0
Copper (T)	0.00	0.00	#/day	Sample	----	0.0312	0.0312	mg/l	0
	0.42		#/day	City	----	1.05		mg/l	0
Copper (D)	0.00	0.00	#/day	Sample	----	0.0521	0.0521	mg/l	0
	0.18		#/day	City	----	0.45		mg/l	0
Lead (T)	***	***	#/day	Sample	----	< 0.0005	< 0.0005	mg/l	0
	0.26	***	#/day	City	----	0.65		mg/l	0
Lead (D)	***	***	#/day	Sample	----	< 0.0005	< 0.0005	mg/l	0
	0.26	***	#/day	City	----	0.65		mg/l	0
Nickel (T)	0.01	0.01	#/day	Sample	----	0.0894	0.0894	mg/l	0
	0.01	***	#/day	City	----	<0.04	<0.04	mg/l	0
Nickel (D)	0.00	0.00	#/day	Sample	----	0.0327	0.0327	mg/l	0
	0.01	***	#/day	City	----	<0.04	<0.04	mg/l	0
Zinc (T)	0.00	0.00	#/day	Sample	----	0.018	0.018	mg/l	0
	0.29	***	#/day	City	----	0.72		mg/l	0
Zinc (D)	0.00	0.00	#/day	Sample	----	0.014	0.014	mg/l	0
	0.29	***	#/day	City	----	0.72		mg/l	0
Flow	0.008	0.012	MGD	Sample	----	----	----	MGD	0
		0.048	MGD	City	----	----	----	MGD	0
pH	---	---	#/day	Sample	6.7	6.7	6.7	SU	0
	---	---	---	City	5			SU	0
COD	69.94	69.94	#/day	Sample	----	1020	1020	mg/l	0
			#/day	City	----			mg/l	0

*** Indicates below calculation limits

(T) Indicates Total

(D) Indicates Dissolved

During April, the total discharge was estimated to be 74,000 gallons. One (1) sample was collected.

Date: _____

Charles Blanton

(I certify that based on my inquiry of those responsible, that the information contained in this report is accurate and complete to the best of my belief.)

BMR Water and Production Data Dec 2010 thru May 2011

Mueller Copper Tube Products, P.O. Box 309 Wynne, AR 72396, (870) 238-3201

May-11

Parameter	Average	Maximum	Unit		Minimum	Average	Maximum	Units	No. Ex.
BOD-5	10.97	10.97	#/day	Sample	----	177	177	mg/l	0
	80.1	80.1	#/day	City		200	200	mg/l	0
T.S.S	0.19	0.19	#/day	Sample	----	3	3	mg/l	0
	71.0		#/day	City	----		200	mg/l	0
Oil & Grease	0.09	0.09	#/day	Sample	----	1.5	1.5	mg/l	0
	9.4		#/day	City	----	23.5	100	mg/l	0
Chromium (T)	0.00	0.00	#/day	Sample	----	0.001	0.001	mg/l	0
	0.01	***	#/day	City	----	<0.001	<0.001	mg/l	0
Chromium (D)	***	***	#/day	Sample	----	< 0.001	< 0.001	mg/l	0
	***	***	#/day	City	----	< 0.01	< 0.01	mg/l	0
Copper (T)	0.00	0.00	#/day	Sample	----	0.0159	0.0159	mg/l	0
	0.42		#/day	City	----	1.05		mg/l	0
Copper (D)	0.00	0.00	#/day	Sample	----	0.0521	0.0521	mg/l	0
	0.18		#/day	City	----	0.45		mg/l	0
Lead (T)	***	***	#/day	Sample	----	< 0.0005	< 0.0005	mg/l	0
	0.26	***	#/day	City	----	0.65		mg/l	0
Lead (D)	***	***	#/day	Sample	----	< 0.0005	< 0.0005	mg/l	0
	0.26	***	#/day	City	----	0.65		mg/l	0
Nickel (T)	0.00	0.00	#/day	Sample	----	0.0484	0.0484	mg/l	0
	0.01	***	#/day	City	----	<0.04	<0.04	mg/l	0
Nickel (D)	0.00	0.00	#/day	Sample	----	0.0327	0.0327	mg/l	0
	0.01	***	#/day	City	----	<0.04	<0.04	mg/l	0
Zinc (T)	0.00	0.00	#/day	Sample	----	0.008	0.008	mg/l	0
	0.29	***	#/day	City	----	0.72		mg/l	0
Zinc (D)	0.00	0.00	#/day	Sample	----	0.014	0.014	mg/l	0
	0.29	***	#/day	City	----	0.72		mg/l	0
Flow	0.007	0.010	MGD	Sample	----	----	----	MGD	0
		0.048	MGD	City	----	----	----	MGD	0
pH	---	---	#/day	Sample	6.9	7.1	7.1	SU	0
	---	---	---	City	5			SU	0
COD	23.92	23.92	#/day	Sample	----	386	386	mg/l	0
			#/day	City	----			mg/l	0

*** Indicates below calculation limits

(T) Indicates Total

(D) Indicates Dissolved

During May, the total discharge was estimated to be 104,000 gallons. One (1) sample was collected.

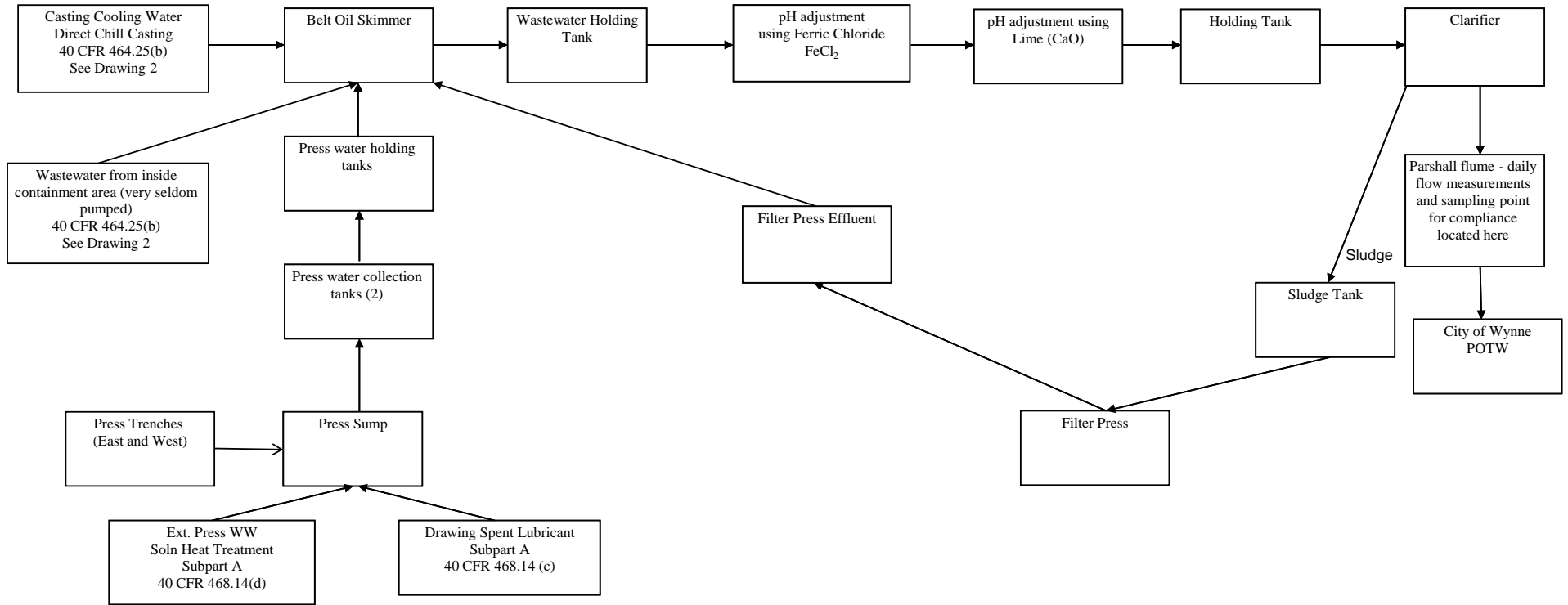
Date: _____

Charles Blanton

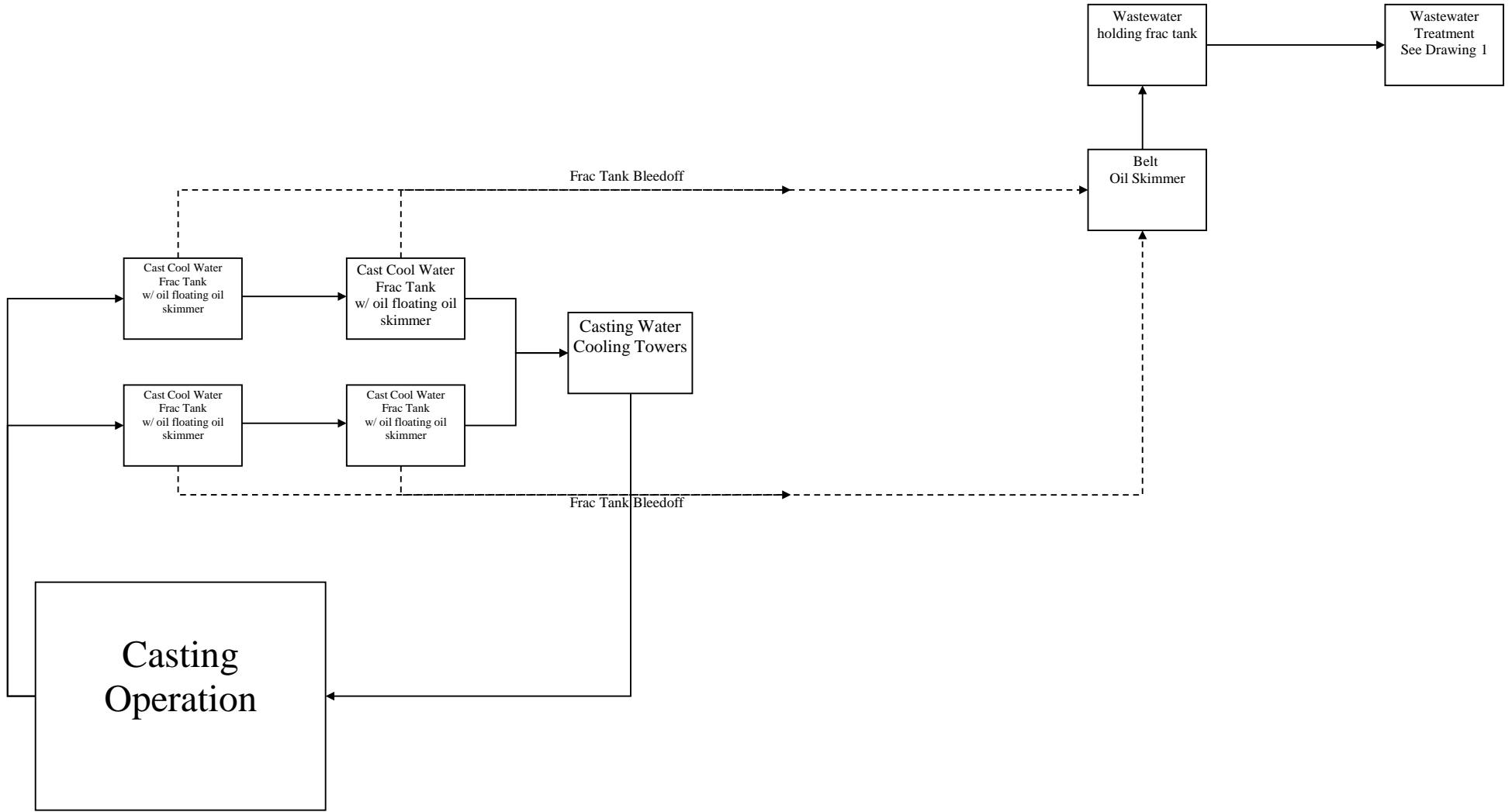
(I certify that based on my inquiry of those responsible, that the information contained in this report is accurate and complete to the best of my belief.)

\\1wyn1000\Public\Wynne Common\LAB\Environmental Files\Water Files\BMR Water and Production Data Dec
2010 thru May 2011

Parameter	Avg Conc	Max Conc	Avg Lbs/Day	Max Lbs/Day
BOD-5	324	527	22.9	37.2
T.S.S	20	60	1.4	4.2
Oil & Grease	6	14.4	0.4	1.0
Chromium (T)	0.001	0.001	7.06574E-05	7.06574E-05
Chromium (D)	0.000	0	0	0
Copper (T)	0.066	0.144	0.005	0.010
Copper (D)	0.051	0.121	0.004	0.009
Lead (T)	0	0	0	0
Lead (D)	0	0	0	0
Nickel (T)	0.054	0.0894	0.004	0.006
Nickel (D)	0.040	0.055	0.003	0.004
Zinc (T)	0.013	0.018	0.001	0.001
Zinc (D)	0	0.014	0.000	0.001
Flow	0.008486	0.012000		
pH	7.1	7.7		
COD	763	1400	53.9	98.9



Updated 6-28-2011



2010 thru May 2011

Month	Billets Cast	Press Ext.	Actual Finish	Days Worked
Dec-10	0	1,782	2,235,293	19
Jan-11	0	3,450	3,227,381	24
Feb-11	0	3,214	3,696,113	23
Mar-11	0	4,846	5,542,031	31
Apr-11	0	3,234	3,431,183	20
May-11	5,876,478	4,132	3,964,544	22
Totals	5,876,478	18,488,910	22,096,545	139

40CFR464.25(b) Direct Chill Casting	5,876,478	Enter total production for six month period in pounds
40CFR468.15(c) Drawing Spent Lubricant	154,675,815	Enter total production for six month period in pounds
40CFR478.15(d) Solution Heat Treatment	22,096,545	Enter total production for six month period in pounds
Total Regulated Flow	8,500	Enter ave flow thru Sampling Point
Days of Production	141	Enter Max Number of Production or Flow Days

Parameter	Max Limit (mg/l)	Ave Limit (mg/l)
<i>Chromium</i>	1.200	0.488
<i>Copper</i>	5.746	3.039
<i>Lead</i>	0.773	0.538
<i>Nickel</i>	5.260	3.466
<i>Zinc</i>	4.539	1.865
<i>Oil & Grease</i>	54.835	32.901



ENVIRONMENTAL TESTING & CONSULTING, INC.

2790 Whitten Road

Memphis, Tennessee 38133

(901) 213-2400

Fax (901) 213-2440

"A Laboratory Management Partner"

12/28/2010

Mueller Copper Tube
Mr. Chuck Blanton
PO Box 309
Wynne, AR, 72396

Ref: Analytical Testing
ETC Report Number: 10-355-0212
Client Project Description: Casting Water Discharge

Dear Mr. Chuck Blanton:

Environmental Testing and Consulting, Inc. received 1 sample(s) on 12/21/2010 for the analyses presented in the following report.

The above referenced project has been analyzed per your instructions. The analyses were performed in accordance with the applicable analytical method.

The analytical data has been validated using standard quality control measures performed as required by the analytical method. Quality Assurance, instrumentation maintenance and calibration were performed in accordance with guidelines established by the analytical method(s) and NELAC. All results provided are in compliance with NELAC requirements unless otherwise indicated and/or narrated.

The results are shown on the attached Report of Analysis(s). Results for solid matrices are reported on an as-received basis unless otherwise indicated. This report shall not be reproduced except in full and relates only to the samples included in this report.

Please do not hesitate to contact me or client services if you have any questions or need additional information.

Sincerely,

Randy Thomas
Project Manager

Laboratory's liability in any claim relating to analyses performed shall be limited to, at laboratory's option, repeating the analysis in question at laboratory's expense, or the refund of the charges paid for performance of said analysis.

Alabama	#40750	Louisiana	#04015	Florida	#E87943	Texas	#T104704180-05-TX
Arkansas	#88-0650	Mississippi		California	#05240CA		
Illinois	#200015	Oklahoma	#9311	NELAP	#100456		
Kentucky	#90047	Tennessee	#02027	EPA	#TN00012		
Kentucky UST	#41	Virginia	#00106				





ENVIRONMENTAL TESTING & CONSULTING, INC.

2790 Whitten Road Memphis, Tennessee 38133 (901) 213-2400 Fax (901) 213-2440
 "A Laboratory Management Partner"

03419

Mueller Copper Tube
 Mr. Chuck Blanton
 PO Box 309
 Wynne, AR 72396

Project Casting Water Discharge
 Information :

Report Date : 12/28/2010

Report Number : **10-355-0212**

REPORT OF ANALYSIS

Received : 12/21/2010

Lab No : **94632**

Matrix: **Aqueous**

Sample ID : **Composite**

Sampled: **12/20/2010 11:00**

Test	Results	Units	MQL	DF	Date / Time Analyzed	By	Analytical Method
Biochemical Oxygen Demand (5-day)	152	mg/L	60	1	12/21/10 13:00	TKB	5210-B
COD (Chemical Oxygen Demand)	386	mg/L	150	1	12/27/10 09:25	TKB	5220-D
Oil and Grease	6.4	mg/L	1.6	1	12/22/10 13:00	EBG	EPA-1664A
pH	7.7	s.u.		1	12/21/10 14:02	JDQ	4500-H-B
Total Suspended Solids	5	mg/L	2	1	12/27/10 10:40	HRW	2540D
Total Chromium	0.001	mg/L	0.001	1	12/21/10 04:12	RQE	EPA-200.8
Dissolved Chromium	<0.001	mg/L	0.001	1	12/22/10 09:22	RQE	EPA-200.8 (SOL)
Total Copper	0.0336	mg/L	0.0005	1	12/21/10 04:12	RQE	EPA-200.8
Dissolved Copper	0.011	mg/L	0	1	12/22/10 09:22	RQE	EPA-200.8 (SOL)
Total Lead	<0.0005	mg/L	0.0005	1	12/21/10 04:12	RQE	EPA-200.8
Dissolved Lead	<0.0005	mg/L	0	1	12/22/10 09:22	RQE	EPA-200.8 (SOL)
Dissolved Nickel	0.039	mg/L	0	1	12/22/10 09:22	RQE	EPA-200.8 (SOL)
Total Nickel	0.0449	mg/L	0.0005	1	12/21/10 04:12	RQE	EPA-200.8
Total Zinc	0.005	mg/L	0.005	1	12/21/10 04:12	RQE	EPA-200.8
Dissolved Zinc	<0.005	mg/L	0.005	1	12/22/10 09:22	RQE	EPA-200.8 (SOL)

**Qualifiers/
Definitions**

* Outside QC limit
 MQL Method Quantitation Limit

DF Dilution Factor



ENVIRONMENTAL TESTING & CONSULTING, Inc.

2780 Whitten Road

Memphis, Tennessee 38133

(901) 213-2400

Fax (901) 213-2440

"A Laboratory Management Partner"

1/14/2011

Mueller Copper Tube
Mr. Chuck Blanton
PO Box 309
Wynne, AR, 72396

Ref: Analytical Testing
ETC Report Number: 11-006-0230
Client Project Description: Casting Water Discharge

Dear Mr. Chuck Blanton:

Environmental Testing and Consulting, Inc. received 1 sample(s) on 1/6/2011 for the analyses presented in the following report.

The above referenced project has been analyzed per your instructions. The analyses were performed in accordance with the applicable analytical method.

The analytical data has been validated using standard quality control measures performed as required by the analytical method. Quality Assurance, instrumentation maintenance and calibration were performed in accordance with guidelines established by the analytical method(s) and NELAC. All results provided are in compliance with NELAC requirements unless otherwise indicated and/or narrated.

The results are shown on the attached Report of Analysis(s). Results for solid matrices are reported on an as-received basis unless otherwise indicated. This report shall not be reproduced except in full and relates only to the samples included in this report.

Please do not hesitate to contact me or client services if you have any questions or need additional information.

Sincerely,

Randy Thomas
Project Manager

Laboratory's liability in any claim relating to analyses performed shall be limited to, at laboratory's option, repeating the analysis in question at laboratory's expense, or the refund of the charges paid for performance of said analysis.

Alabama	#40750	Louisiana	#04015	Florida	#E87943	Texas	#T104704180-05-TX
Arkansas	#88-0650	Mississippi		California	#05240CA		
Illinois	#200015	Oklahoma	#9311	NELAP	#100456		
Kentucky	#90047	Tennessee	#02027	EPA	#TN00012		
Kentucky UST	#41	Virginia	#00106				





ENVIRONMENTAL TESTING & CONSULTING, INC.

www.etcmemphis.com

2790 Whitten Road

Memphis, Tennessee 38133

(901) 213-2400

Fax (901) 213-2440

"A Laboratory Management Partner"

03419

Mueller Copper Tube

Mr. Chuck Blanton

PO Box 309

Wynne, AR 72396

Project Casting Water Discharge
Information :

Report Date : 1/14/2011

Report Number : **11-006-0230**

REPORT OF ANALYSIS

Received : 1/6/2011

Lab No : **96231**

Matrix: **Aqueous**

Sample ID : **Composite**

Sampled: **1/5/2011 11:15**

Test	Results	Units	MQL	DF	Date / Time Analyzed	By	Analytical Method
Biochemical Oxygen Demand (5-day)	162	mg/L	60	1	01/06/11 11:00	TKB	5210-B
COD (Chemical Oxygen Demand)	519	mg/L	150	1	01/07/11 09:45	TKB	5220-D
Oil and Grease	7.5	mg/L	1.4	1	01/07/11 08:00	EBG	EPA-1664A
pH	7.4	s.u.		1	01/06/11 14:55	BLS	4500-H-B
Total Suspended Solids	14	mg/L	2	1	01/11/11 10:16	HRW	2540D
Total Chromium	0.002	mg/L	0.001	1	01/07/11 05:27	RQE	EPA-200.8
Dissolved Chromium	<0.001	mg/L	0.001	1	01/12/11 02:33	RQE	EPA-200.8
Total Copper	0.0717	mg/L	0.0005	1	01/07/11 05:27	RQE	EPA-200.8
Dissolved Copper	0.0258	mg/L	0.0005	1	01/12/11 02:33	RQE	EPA-200.8
Total Lead	<0.0005	mg/L	0.0005	1	01/07/11 05:27	RQE	EPA-200.8
Dissolved Lead	<0.0005	mg/L	0.0005	1	01/12/11 02:33	RQE	EPA-200.8
Dissolved Nickel	0.0248	mg/L	0.0005	1	01/12/11 02:33	RQE	EPA-200.8
Total Nickel	0.0260	mg/L	0.0005	1	01/07/11 05:27	RQE	EPA-200.8
Total Zinc	0.007	mg/L	0.005	1	01/07/11 05:27	RQE	EPA-200.8
Dissolved Zinc	<0.005	mg/L	0.005	1	01/12/11 02:33	RQE	EPA-200.8

Qualifiers/ Definitions

* Outside QC limit
MQL Method Quantitation Limit

DF Dilution Factor



ENVIRONMENTAL TESTING & CONSULTING, INC.

2790 Whitten Road

Memphis, Tennessee 38133

(901) 213-2400

Fax (901) 213-2440

"A Laboratory Management Partner"

2/10/2011

Mueller Copper Tube
Mr. Chuck Blanton
PO Box 309
Wynne, AR, 72396

Ref: Analytical Testing
ETC Report Number: 11-033-0222
Client Project Description: Casting Water Discharge

Dear Mr. Chuck Blanton:

Environmental Testing and Consulting, Inc. received 1 sample(s) on 2/2/2011 for the analyses presented in the following report.

The above referenced project has been analyzed per your instructions. The analyses were performed in accordance with the applicable analytical method.

The analytical data has been validated using standard quality control measures performed as required by the analytical method. Quality Assurance, instrumentation maintenance and calibration were performed in accordance with guidelines established by the analytical method(s) and NELAC. All results provided are in compliance with NELAC requirements unless otherwise indicated and/or narrated.

The results are shown on the attached Report of Analysis(s). Results for solid matrices are reported on an as-received basis unless otherwise indicated. This report shall not be reproduced except in full and relates only to the samples included in this report.

Please do not hesitate to contact me or client services if you have any questions or need additional information.

Sincerely,

Randy Thomas
Project Manager

Laboratory's liability in any claim relating to analyses performed shall be limited to, at laboratory's option, repeating the analysis in question at laboratory's expense, or the refund of the charges paid for performance of said analysis.

Alabama #40750	Louisiana #04015	Florida #E87943	Texas #T104704180-05-TX	Arkansas #88-0650
Mississippi	California #05240CA		Oklahoma #9311	Virginia #00106
Kentucky #90047	Tennessee #02027	EPA #TN00012	Kentucky UST #41	Kansas #E-





ENVIRONMENTAL TESTING & CONSULTING, INC.

2790 Whitten Road Memphis, Tennessee 38133 (901) 213-2400 Fax (901) 213-2440
"A Laboratory Management Partner"

03419

Mueller Copper Tube
Mr. Chuck Blanton
PO Box 309
Wynne, AR 72396

Project Casting Water Discharge
Information :

Report Date : 2/10/2011

Report Number : 11-033-0222

REPORT OF ANALYSIS

Received : 2/2/2011

Lab No : 99507
Sample ID : Composite

Matrix: Aqueous
Sampled: 2/1/2011 11:00

Test	Results	Units	ML	DF	Date / Time Analyzed	By	Analytical Method
Biochemical Oxygen Demand (5-day)	194	mg/L	120	1	02/02/11 13:00	TKB	5210-B
COD (Chemical Oxygen Demand)	806	mg/L	150	1	02/09/11 08:55	TKM	5220-D
Oil and Grease	<1.5	mg/L	1.5	1	02/07/11 07:45	EBG	EPA-1664A
pH	6.9	s.u.		1	02/02/11 12:40	JJD	4500-H-B
Total Suspended Solids	15	mg/L	2	1	02/04/11 15:05	HRW	2540D
Total Chromium	0.001	mg/L	0.001	1	02/07/11 01:49	RQE	EPA-200.8
Dissolved Chromium	<0.001	mg/L	0.001	1	02/07/11 10:30	RQE	EPA-200.8
Total Copper	0.144	mg/L	0.0005	1	02/07/11 01:49	RQE	EPA-200.8
Dissolved Copper	0.0521	mg/L	0.0005	1	02/07/11 10:30	RQE	EPA-200.8
Total Lead	<0.0005	mg/L	0.0005	1	02/07/11 01:49	RQE	EPA-200.8
Dissolved Lead	<0.0005	mg/L	0.0005	1	02/07/11 10:30	RQE	EPA-200.8
Dissolved Nickel	0.0327	mg/L	0.0005	1	02/07/11 10:30	RQE	EPA-200.8
Total Nickel	0.0350	mg/L	0.0005	1	02/07/11 01:49	RQE	EPA-200.8
Total Zinc	0.018	mg/L	0.005	1	02/07/11 01:49	RQE	EPA-200.8
Dissolved Zinc	0.014	mg/L	0.005	1	02/07/11 10:30	RQE	EPA-200.8

Qualifiers/ Definitions

* Outside QC limit
MQL Method Quantitation Limit

DF Dilution Factor



ENVIRONMENTAL TESTING & CONSULTING, INC.

2790 Whitten Road

Memphis, Tennessee 38133

(901) 213-2400

Fax (901) 213-2440

"A Laboratory Management Partner"

3/10/2011

Mueller Copper Tube
Mr. Chuck Blanton
PO Box 309
Wynne, AR, 72396

Ref: Analytical Testing
ETC Report Number: 11-062-0218
Client Project Description: Casting Water Discharge

Dear Mr. Chuck Blanton:

Environmental Testing and Consulting, Inc. received 1 sample(s) on 3/3/2011 for the analyses presented in the following report.

The above referenced project has been analyzed per your instructions. The analyses were performed in accordance with the applicable analytical method.

The analytical data has been validated using standard quality control measures performed as required by the analytical method. Quality Assurance, instrumentation maintenance and calibration were performed in accordance with guidelines established by the analytical method(s) and NELAC. All results provided are in compliance with NELAC requirements unless otherwise indicated and/or narrated.

The results are shown on the attached Report of Analysis(s). Results for solid matrices are reported on an as-received basis unless otherwise indicated. This report shall not be reproduced except in full and relates only to the samples included in this report.

Please do not hesitate to contact me or client services if you have any questions or need additional information.

Sincerely,

Randy Thomas
Project Manager

Laboratory's liability in any claim relating to analyses performed shall be limited to, at laboratory's option, repeating the analysis in question at laboratory's expense, or the refund of the charges paid for performance of said analysis.

Alabama #40750	Louisiana #04015	Florida #E87943	Texas #T104704180-05-TX	Arkansas #88-0650
Mississippi	California #05240CA		Oklahoma #9311	Virginia #00106
Kentucky #90047	Tennessee #02027	EPA #TN00012	Kentucky UST #41	Kansas #E-



10396



ENVIRONMENTAL TESTING & CONSULTING, INC.

2790 Whitten Road Memphis, Tennessee 38133 (901) 213-2400 Fax (901) 213-2440

"A Laboratory Management Partner"

03419
 Mueller Copper Tube
 Mr. Chuck Blanton
 PO Box 309
 Wynne, AR 72396

Project Casting Water Discharge
 Information :

Report Date : 3/10/2011

Report Number : **11-062-0218**

REPORT OF ANALYSIS

Received : 3/3/2011

Lab No : **88064**
 Sample ID : **Composite**

Matrix: **Aqueous**
 Sampled: **3/2/2011 11:40**

Test	Results	Units	MQL	DF	Date / Time Analyzed	By	Analytical Method
Biochemical Oxygen Demand (5-day)	436	mg/L	200	1	03/03/11 12:00	TKM	5210-B
COD (Chemical Oxygen Demand)	1000	mg/L	150	1	03/08/11 08:35	TKM	5220-D
Oil and Grease	8.9	mg/L	1.5	1	03/07/11 08:00	EBG	EPA-1664A
pH	7.2	s.u.		1	03/03/11 13:25	JDW	4500-H-B
Total Suspended Solids	34	mg/L	4	1	03/08/11 15:44	HRW	2540D
Total Chromium	0.001	mg/L	0.001	1	03/08/11 04:57	RQE	EPA-200.8
Dissolved Chromium	<0.001	mg/L	0.001	1	03/08/11 04:27	RQE	EPA-200.8
Total Copper	0.0397	mg/L	0.0005	1	03/08/11 04:57	RQE	EPA-200.8
Dissolved Copper	0.0171	mg/L	0.0005	1	03/08/11 04:27	RQE	EPA-200.8
Total Lead	<0.0005	mg/L	0.0005	1	03/08/11 04:57	RQE	EPA-200.8
Dissolved Lead	<0.0005	mg/L	0.0005	1	03/08/11 04:27	RQE	EPA-200.8
Dissolved Nickel	0.0550	mg/L	0.0005	1	03/08/11 04:27	RQE	EPA-200.8
Total Nickel	0.0595	mg/L	0.0005	1	03/08/11 04:57	RQE	EPA-200.8
Total Zinc	0.014	mg/L	0.005	1	03/08/11 04:57	RQE	EPA-200.8
Dissolved Zinc	0.013	mg/L	0.005	1	03/08/11 04:27	RQE	EPA-200.8

Qualifiers/ Definitions	*	Outside QC limit	DF	Dilution Factor
	MQL	Method Quantitation Limit		



ENVIRONMENTAL TESTING & CONSULTING, INC.

2790 Whitten Road

Memphis, Tennessee 38133

(901) 213-2400

Fax (901) 213-2440

"A Laboratory Management Partner"

5/3/2011

Mueller Copper Tube
Mr. Chuck Blanton
PO Box 309
Wynne, AR, 72396

Ref: Analytical Testing
ETC Report Number: 11-116-0207
Client Project Description: Casting Water Discharge

Dear Mr. Chuck Blanton:

Environmental Testing and Consulting, Inc. received 1 sample(s) on 4/26/2011 for the analyses presented in the following report.

The above referenced project has been analyzed per your instructions. The analyses were performed in accordance with the applicable analytical method.

The analytical data has been validated using standard quality control measures performed as required by the analytical method. Quality Assurance, instrumentation maintenance and calibration were performed in accordance with guidelines established by the analytical method(s) and NELAC. All results provided are in compliance with NELAC requirements unless otherwise indicated and/or narrated.

The results are shown on the attached Report of Analysis(s). Results for solid matrices are reported on an as-received basis unless otherwise indicated. This report shall not be reproduced except in full and relates only to the samples included in this report.

Please do not hesitate to contact me or client services if you have any questions or need additional information.

Sincerely,

Randy Thomas
Project Manager

Laboratory's liability in any claim relating to analyses performed shall be limited to, at laboratory's option, repeating the analysis in question at laboratory's expense, or the refund of the charges paid for performance of said analysis.

Alabama #40750	Louisiana #04015	Florida #E87943	Texas #T104704180-05-TX	Arkansas #88-0650
Mississippi	California #05240CA		Oklahoma #9311	Virginia #00106
Kentucky #90047	Tennessee #02027	EPA #TN00012	Kentucky UST #41	Kansas #E-





ENVIRONMENTAL TESTING & CONSULTING, INC.

www.etcmemphis.com

2790 Whitten Road

Memphis, Tennessee 38133

(901) 213-2400

Fax (901) 213-2440

"A Laboratory Management Partner"

03419

Mueller Copper Tube

Mr. Chuck Blanton

PO Box 309

Wynne, AR 72396

Project Casting Water Discharge
Information :

Report Date : 5/3/2011

Report Number : 11-116-0207

REPORT OF ANALYSIS

Received : 4/26/2011

Lab No : 96277

Matrix: Aqueous

Sample ID : Grab

Sampled: 4/25/2011 10:00

Test	Results	Units	MQL	DF	Date / Time Analyzed	By	Analytical Method
Biochemical Oxygen Demand (5-day)	459	mg/L	120	1	04/26/11 13:00	TKM	5210-B
COD (Chemical Oxygen Demand)	1020	mg/L	150	1	05/02/11 09:30	TKM	5220-D
Oil and Grease	2.6	mg/L	1.5	1	04/28/11 08:00	EBG	EPA-1664A
pH	6.7	s.u.		1	04/26/11 13:10	JDW	4500-H-B
Total Suspended Solids	60	mg/L	8	1	04/27/11 09:01	CAW	2540D
Total Chromium	0.001	mg/L	0.001	1	04/29/11 04:25	RQE	EPA-200.8
Total Copper	0.0312	mg/L	0.0005	1	04/30/11 00:47	RQE	EPA-200.8
Total Lead	<0.0005	mg/L	0.0005	1	04/29/11 04:25	RQE	EPA-200.8
Total Nickel	0.0894	mg/L	0.0005	1	04/29/11 04:25	RQE	EPA-200.8
Total Zinc	0.018	mg/L	0.005	1	04/29/11 04:25	RQE	EPA-200.8

Qualifiers/ Definitions

* Outside QC limit
MQL Method Quantitation Limit

DF Dilution Factor



ENVIRONMENTAL TESTING & CONSULTING, INC.

2790 Whitten Road Memphis, Tennessee 38133 (901) 213-2400 Fax (901) 213-2440
"A Laboratory Management Partner"

5/9/2011

Mueller Copper Tube
Mr. Chuck Blanton
PO Box 309
Wynne, AR, 72396

Ref: Analytical Testing
ETC Report Number: 11-124-0215
Client Project Description: Casting Water Discharge

Dear Mr. Chuck Blanton:

Environmental Testing and Consulting, Inc. received 1 sample(s) on 5/4/2011 for the analyses presented in the following report.

The above referenced project has been analyzed per your instructions. The analyses were performed in accordance with the applicable analytical method.

The analytical data has been validated using standard quality control measures performed as required by the analytical method. Quality Assurance, instrumentation maintenance and calibration were performed in accordance with guidelines established by the analytical method(s) and NELAC. All results provided are in compliance with NELAC requirements unless otherwise indicated and/or narrated.

The results are shown on the attached Report of Analysis(s). Results for solid matrices are reported on an as-received basis unless otherwise indicated. This report shall not be reproduced except in full and relates only to the samples included in this report.

Please do not hesitate to contact me or client services if you have any questions or need additional information.

Sincerely,

Randy Thomas
Project Manager

Laboratory's liability in any claim relating to analyses performed shall be limited to, at laboratory's option, repeating the analysis in question at laboratory's expense, or the refund of the charges paid for performance of said analysis.

Alabama #40750	Louisiana #04015	Florida #E87943	Texas #T104704180-05-TX	Arkansas #88-0650
Mississippi	California #05240CA		Oklahoma #9311	Virginia #00106
Kentucky #90047	Tennessee #02027	EPA #TN00012	Kentucky UST #41	Kansas #E-





ENVIRONMENTAL TESTING & CONSULTING, INC.

2790 Whitten Road Memphis, Tennessee 38133 (901) 213-2400 Fax (901) 213-2440
"A Laboratory Management Partner"

03419
Mueller Copper Tube
Mr. Chuck Blanton
PO Box 309
Wynne, AR 72396

Project Casting Water Discharge
Information :

Report Date : 5/9/2011

Report Number : **11-124-0215**

REPORT OF ANALYSIS

Received : 5/4/2011

Lab No : **97376**
Sample ID : **Composite**

Matrix: **Aqueous**
Sampled: **5/3/2011 10:30**

Test	Results	Units	MQL	DF	Date / Time Analyzed	By	Analytical Method
Biochemical Oxygen Demand (5-day)	177	mg/L	63	1	05/04/11 13:30	TKM	5210-B
COD (Chemical Oxygen Demand)	640	mg/L	150	1	05/09/11 09:35	TKM	5220-D
Oil and Grease	<1.5	mg/L	1.5	1	05/06/11 07:45	EBG	EPA-1664A
pH	7.1	s.u.		1	05/04/11 13:10	JDW	4500-H-B
Total Suspended Solids	3	mg/L	2	1	05/05/11 08:54	CAW	2540D
Total Chromium	<0.001	mg/L	0.001	1	05/05/11 20:24	RQE	EPA-200.8
Total Copper	0.0159	mg/L	0.0005	1	05/05/11 20:24	RQE	EPA-200.8
Total Lead	<0.0005	mg/L	0.0005	1	05/05/11 20:24	RQE	EPA-200.8
Total Nickel	0.0484	mg/L	0.0005	1	05/05/11 20:24	RQE	EPA-200.8
Total Zinc	0.008	mg/L	0.005	1	05/05/11 20:24	RQE	EPA-200.8

Qualifiers/	*	Outside QC limit	DF	Dilution Factor
Definitions	MQL	Method Quantitation Limit		